

The Health of the Northeastern New York LGBT Community

A Report from the 2015 NY State LGBT Health and Human Services Needs Assessment

HIGHLIGHTS

- In the Northeastern New York region, nearly one third of respondents identified as transgender or gender non-conforming, which was a higher proportion than any other AIDS Institute region.
- Respondents from the Northeastern New York region were most likely to identify not enough health professionals who are trained and competent with the LGBT community as a barrier to accessing health care service.

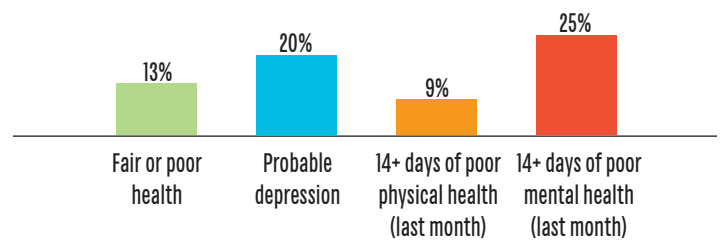
Background

The Northeastern New York region includes Albany, Clinton, Columbia, Delaware, Essex, Franklin, Fulton, Greene, Hamilton, Montgomery, Otsego, Rensselaer, Saratoga, Schenectady, Schoharie, Warren and Washington counties. The total population of this region is 1.5 million.¹ There are five members of the LGBT Health & Human Services (HHS) Network and/or AIDS Institute LGBT HHS Initiative grantees based in this region. Three hundred and seventy one people responded to the New York State LGBT needs assessment from the Northeastern New York region. Nearly three quarters (74%) of respondents had been to an LGBT center in the last year, while nearly one in four (23%) visited at least once a month.

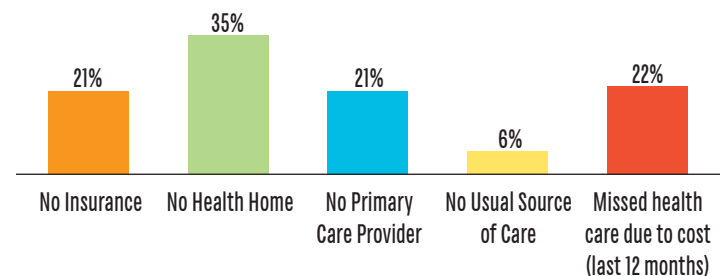
Current Health Status, Access, and Barriers to Care

Thirteen percent of respondents from the Northeastern New York region had “fair” or “poor” health, while about one in four (25%) had frequent mental distress (14+ days of poor mental health in the past month). While just six percent had no insurance, nearly four times as many (22%) could not access needed health care in the last 12 months because of cost. Over one third (35%) had no health home and one in five (21%) had no primary care provider. Among the barriers to health care services measured in the survey, respondents most frequently selected the following as “somewhat” or “major” problems: not enough health professionals who are trained and competent with the LGBT community (40%), not enough psychological support groups (39%), personal financial resources (35%), community fear or dislike of LGBT people (28%) and inadequate insurance coverage (26%).

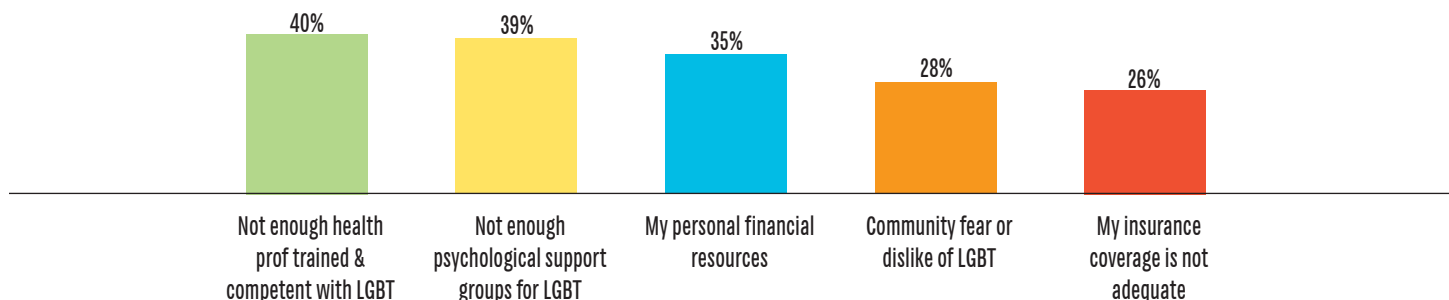
Health Status



Health Access

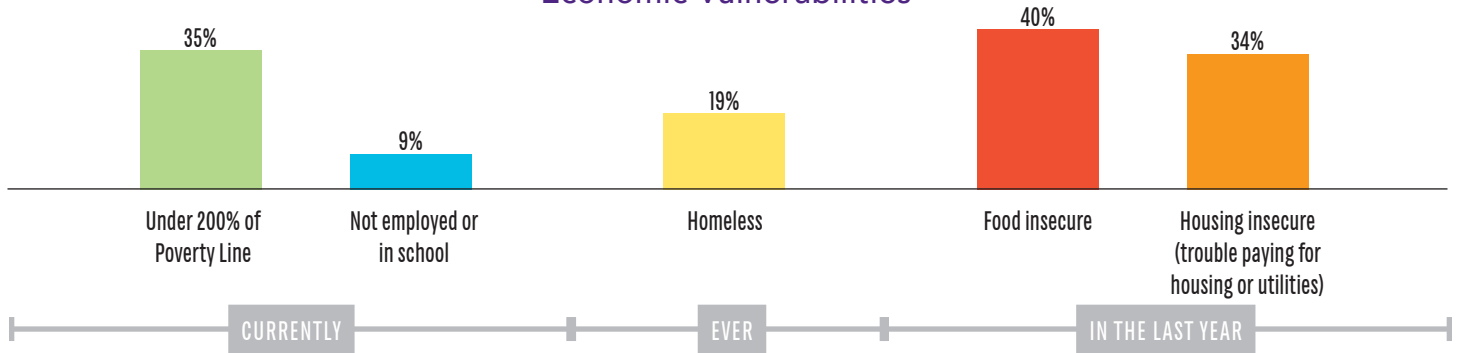


Barriers to Care



Works Cited 1. National Center for Health Statistics Population Data. Department of Health, Information for a Healthy New York. Total Population. 2012 data as of July, 2014. Available at www.health.ny.gov/statistics/chac/general/g96.htm. Accessed October 12, 2015.

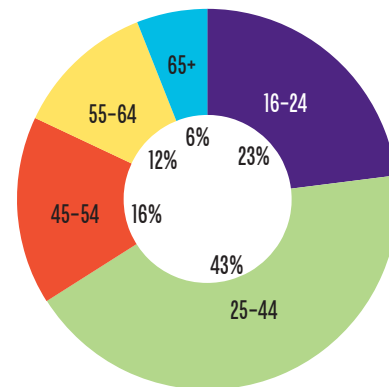
Economic Vulnerabilities



Economic Status and Vulnerabilities

Over one third (35%) reported annual incomes under 200% of the poverty line. Nearly four in five (79%) were employed full or part time, nearly one quarter (24%) were students and just under one in ten (9%) were neither employed nor in school (and not retired). Almost one in five (19%) percent had been homeless at some point in their lives. Two in five (40%) were food insecure and over one third (34%) were housing insecure. Sixteen percent had accessed public benefits in the last year.

Age (in years)

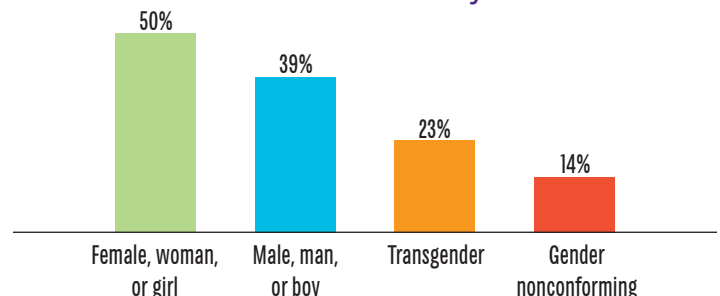


Demographics

Nearly one third (32%) of those who took the survey identified as transgender or gender nonconforming (respondents could identify as more than one gender). Nearly one third (30%) identified as lesbian and slightly fewer (29%) as gay, while 21% identified as bisexual. Twelve percent reported having a disability.

Eighty nine percent of survey respondents identified as white and 16% as people of color (respondents could select more than one race or ethnicity). Seven percent identified as Hispanic or Latino/a, six percent identified as Black or African American and six percent as multiracial. Other racial and ethnic categories were too small to analyze. A total of 58% had a college degree or higher. Six percent had served in the military.

Gender Identity



LGBT HHS Services Network Members and AIDS Institute LGBT HHS Initiative Grantees:
 Alliance for Positive Health • In Our Own Voices, Inc.
 • LGBTQ Education and Outreach Project, Planned Parenthood Mohawk Hudson • Pride Center of the Capital Region • The Bridge (LGBTCC), Inc

Methods This fact sheet is part of a larger project to assess the health and human service experiences and needs of LGBT people in New York State. Data sources include (1) 22 focus groups with over 150 people, conducted from November 2014 to April 2015 (2) an online convenience sample survey of 3,792 LGBT people who live, work or receive services in New York State, conducted June to August 2015 and (3) analyses of population based secondary data. The survey was available in English and Spanish. Qualtrics software was used for data collection. Data were analyzed using STATA, a statistical program commonly used by social scientists. In order to preserve confidentiality, data are not shown if there were five or fewer respondents in the numerator and/or 20 or fewer respondents in the denominator. For fact sheets on other topics, a full report on methodology and a final report from the data, please visit gaycenter.org/thenetwork#reports.