

The Health of the Long Island LGBT Community

A Report from the 2015 NY State LGBT Health and Human Services Needs Assessment

HIGHLIGHTS

- More than two in five respondents from Long Island lacked a health home, while nearly one quarter did not have a primary care provider.
- Over one quarter of respondents from Long Island identified as transgender or gender nonconforming.

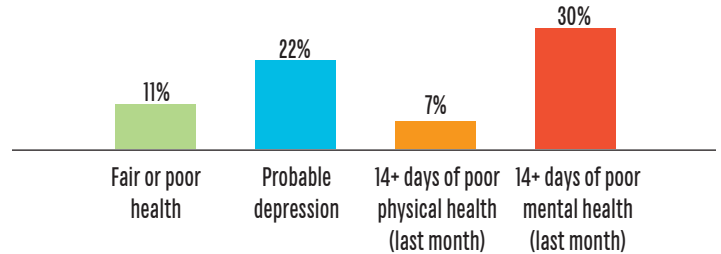
Background

Long Island includes Nassau and Suffolk counties and has a total population of more than 2.8 million.¹ There are three members of the LGBT Health & Human Services Network (HHS) and/or AIDS Institute LGBT HHS Initiative grantees based in Long Island, Long Island Gay and Lesbian Youth (LIGALY) at the LGBT Network, Pride for Youth at Long Island Crisis Center and SAGE-Long Island. One hundred and eighty four people responded to the New York State LGBT needs assessment from Long Island. More than three quarters (77%) had been to an LGBT Center in the last year, while almost one third (32%) visited at least once a month.

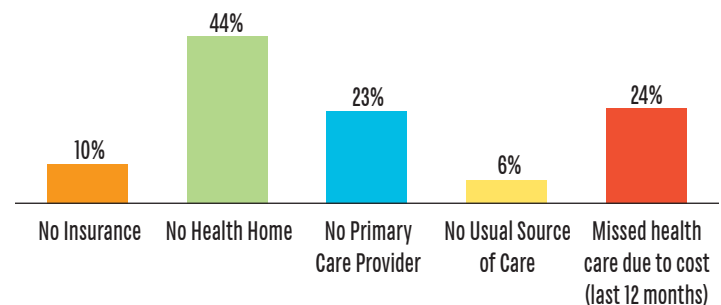
Current Health Status, Access, and Barriers to Care

Eleven percent of respondents from Long Island were in “fair” or “poor” health, while 30% had frequent mental distress (14+ days of poor mental health in the past month). While just 10% had no insurance, more than twice as many (24%) could not access needed health care in the last 12 months because of cost. Over two in five (44%) had no health home and almost one quarter (23%) had no primary care provider. Among the barriers to health care services measured in the survey, respondents most frequently selected the following as “somewhat” or “major” problems: personal financial resources (37%), not enough psychological support groups (36%), not enough health professionals who are trained and competent with the LGBT community (33%), community fear or dislike of LGBT people (24%), and long distances to LGBT-sensitive medical facilities (24%).

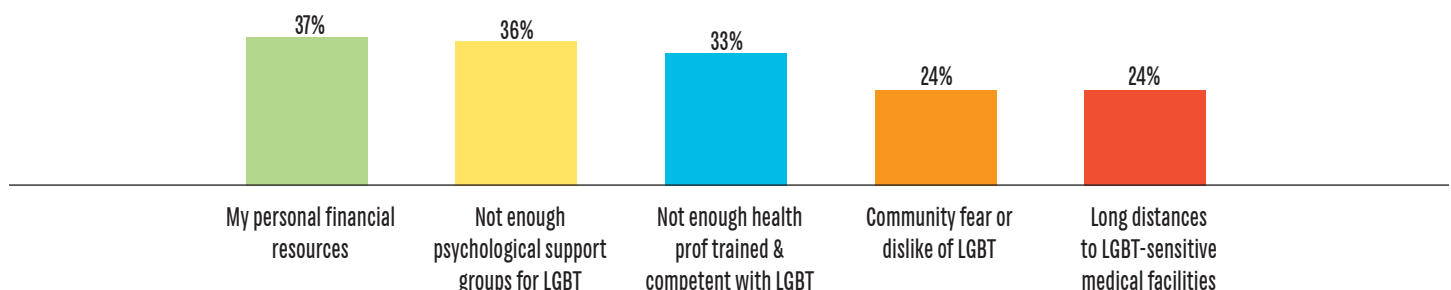
Health Status



Health Access

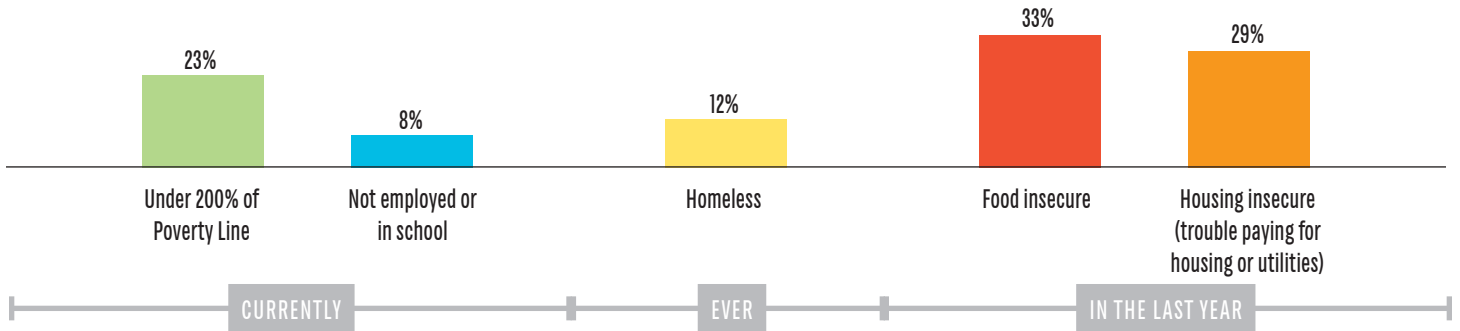


Barriers to Care



Works Cited 1. National Center for Health Statistics Population Data. Department of Health, Information for a Healthy New York. Total Population. 2012 data as of July, 2014. Available at www.health.ny.gov/statistics/chac/general/g96.htm. Accessed October 12, 2015.

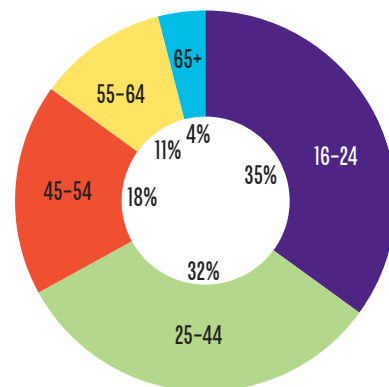
Economic Vulnerabilities



Economic Status and Vulnerabilities

More than one in five (23%) reported annual incomes under 200% of the poverty line. Nearly three quarters (74%) were employed full or part time, over one third (34%) were students and just under one in ten (8%) were neither employed nor in school (and not retired). Over one in ten (12%) had been homeless at some point in their lives. About one third (33%) were food insecure and slightly fewer (29%) were housing insecure. Twelve percent had accessed public benefits in the last year.

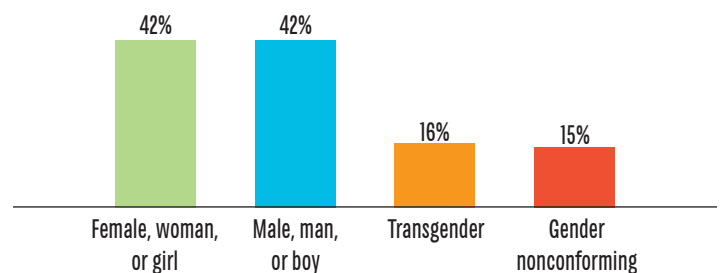
Age (in years)



Demographics

More than one quarter (28%) of those who took the survey identified as transgender or gender nonconforming (respondents could identify as more than one gender). Two in five (40%) identified as gay, 26% as bisexual and 23% as lesbian. Nine percent reported having a disability.

Gender Identity



Eighty five percent of survey respondents identified as white and 21% as people of color (respondents could select more than one race or ethnicity). Eleven percent identified as Hispanic or Latino/a, six percent as Black or African American and nine percent as multiracial. Other racial and ethnic categories were too small to analyze. A total of 56% had a college degree or higher.

Methods This fact sheet is part of a larger project to assess the health and human service experiences and needs of LGBT people in New York State. Data sources include (1) 22 focus groups with over 150 people, conducted from November 2014 to April 2015 (2) an online convenience sample survey of 3,792 LGBT people who live, work or receive services in New York State, conducted June to August 2015 and (3) analyses of population based secondary data. The survey was available in English and Spanish. Qualtrics software was used for data collection. Data were analyzed using STATA, a statistical program commonly used by social scientists. In order to preserve confidentiality, data are not shown if there were five or fewer respondents in the numerator and/or 20 or fewer respondents in the denominator. For fact sheets on other topics, a full report on methodology and a final report from the data, please visit gaycenter.org/thenetwork#reports.