

The Health of the Bronx LGBT Community

A Report from the 2015 NY State LGBT Health and Human Services Needs Assessment

HIGHLIGHTS

- Nearly half of respondents from the Bronx reported annual incomes below 200% of the poverty line and even higher numbers reported food or housing insecurity.
- Lack of adequate and affordable housing was one of the most frequently cited barriers to health care in the borough.

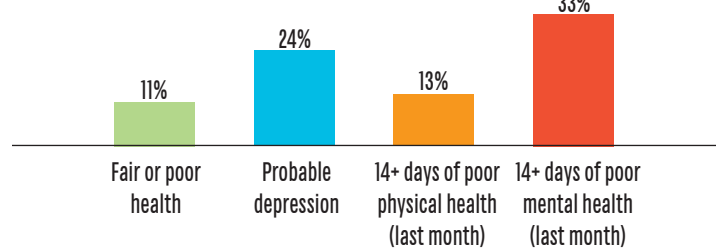
Background

The Bronx has more than 1.4 million people.¹ There are three members of the LGBT Health & Human Services (HHS) Network and/or AIDS Institute LGBT HHS Initiative grantees based in the Bronx, the Adolescent AIDS Program at Montefiore Medical Center, Destination Tomorrow, and the Hispanic AIDS Forum, Inc. One hundred and twenty two people responded to the New York State LGBT needs assessment in the Bronx. Fully 74% of respondents had been to an LGBT Center once in the past year, while one in five (20%) visited at least once a month.

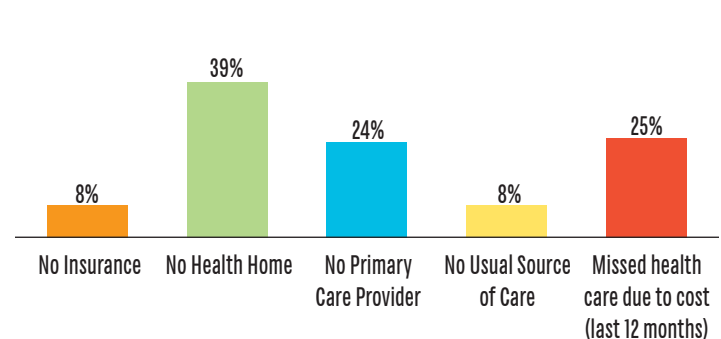
Current Health Status, Access, and Barriers to Care

Eleven percent of respondents from the Bronx had “fair” or “poor” health, while one in three (33%) had frequent mental distress (14+ days of poor mental health in the past month). While just eight percent had no health insurance, one in four (25%) could not access needed health care in the last 12 months because of cost. Almost two in five (39%) had no health home, while about one in four (24%) had no primary care provider. Among the barriers to health care services measured in the survey, respondents most frequently selected the following as “somewhat” or “major” problems: not enough psychological support groups (37%), personal financial resources (32%), not enough health professionals who are trained and competent with the LGBT community (29%), community fear or dislike of LGBT people (29%) and lack of adequate and affordable housing (27%).

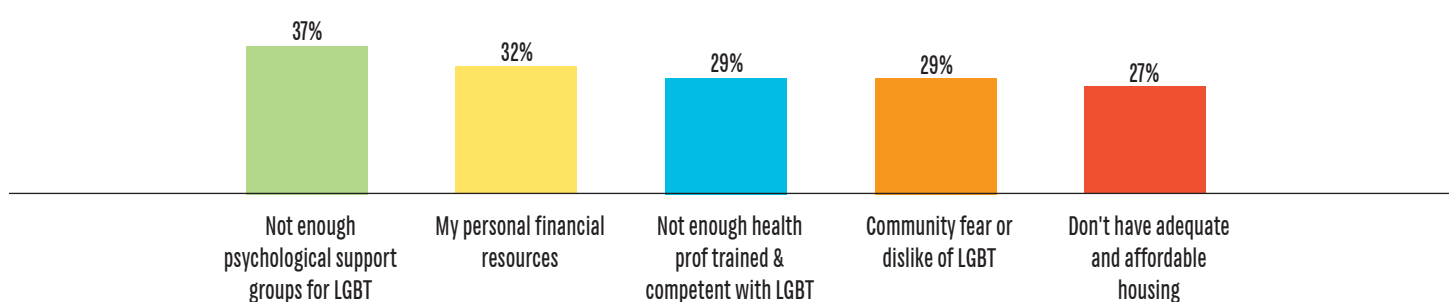
Health Status



Health Access

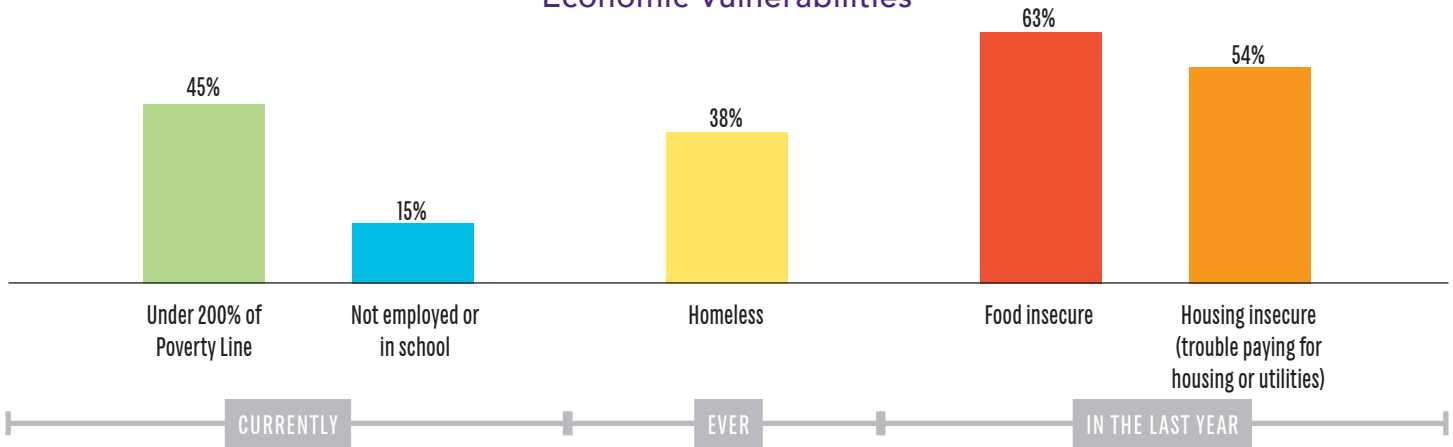


Barriers to Care



Works Cited 1. National Center for Health Statistics Population Data. Department of Health, Information for a Healthy New York. Total Population. 2012 data as of July, 2014. Available at www.health.ny.gov/statistics/chac/general/g96.htm. Accessed October 12, 2015.

Economic Vulnerabilities



Economic Status and Vulnerabilities

Almost half (45%) reported annual incomes under 200% of the poverty line. Sixty eight (68%) percent were employed full or part time, nearly one in three (31%) were students and 15% were neither employed nor in school (and not retired). Nearly two in five (38%) had been homeless at some point in their lives. Nearly two thirds (63%) were food insecure and over half (54%) were housing insecure. More than one in three (36%) had accessed public benefits in the last year.

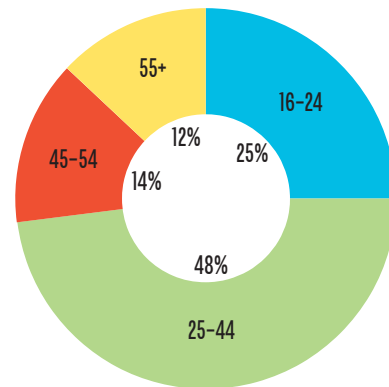
Demographics

About one in five (19%) of those who took the survey identified as transgender or gender nonconforming (respondents could identify as more than one gender). About one in three (35%) identified as gay, just over one quarter (26%) as lesbian and one in five (20%) as bisexual. 15% percent reported having a disability.

Nearly four in five (79%) survey respondents identified as people of color, while just over one in four (26%) were white (respondents could select more than one race or ethnicity). Nearly half (48%) identified as Hispanic or Latino/a, just over one quarter (27%) percent as Black or African American, 11% as Caribbean and just under one in five (17%) as multi-racial. Other racial and ethnic categories were too small to analyze. Fifty percent had a college degree or higher. Six percent had served in the military.

Methods This fact sheet is part of a larger project to assess the health and human service experiences and needs of LGBT people in New York State. Data sources include (1) 22 focus groups with over 150 people, conducted from November 2014 to April 2015 (2) an online convenience sample survey of 3,792 LGBT people who live, work or receive services in New York State, conducted June to August 2015 and (3) analyses of population based secondary data. The survey was available in English and Spanish. Qualtrics software was used for data collection. Data were analyzed using STATA, a statistical program commonly used by social scientists. In order to preserve confidentiality, data are not shown if there were five or fewer respondents in the numerator and/or 20 or fewer respondents in the denominator. For fact sheets on other topics, a full report on methodology and a final report from the data, please visit gaycenter.org/thenetwork#reports.

Age (in years)



Gender Identity

